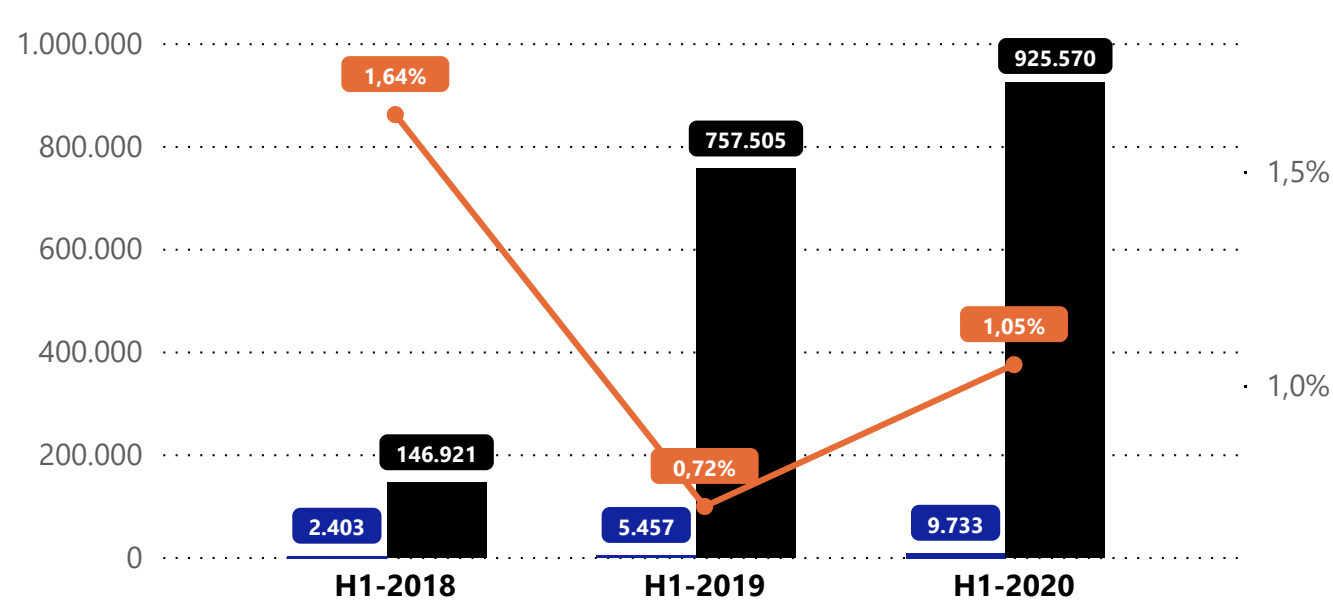


# Key Financial Highlights - H1 2020

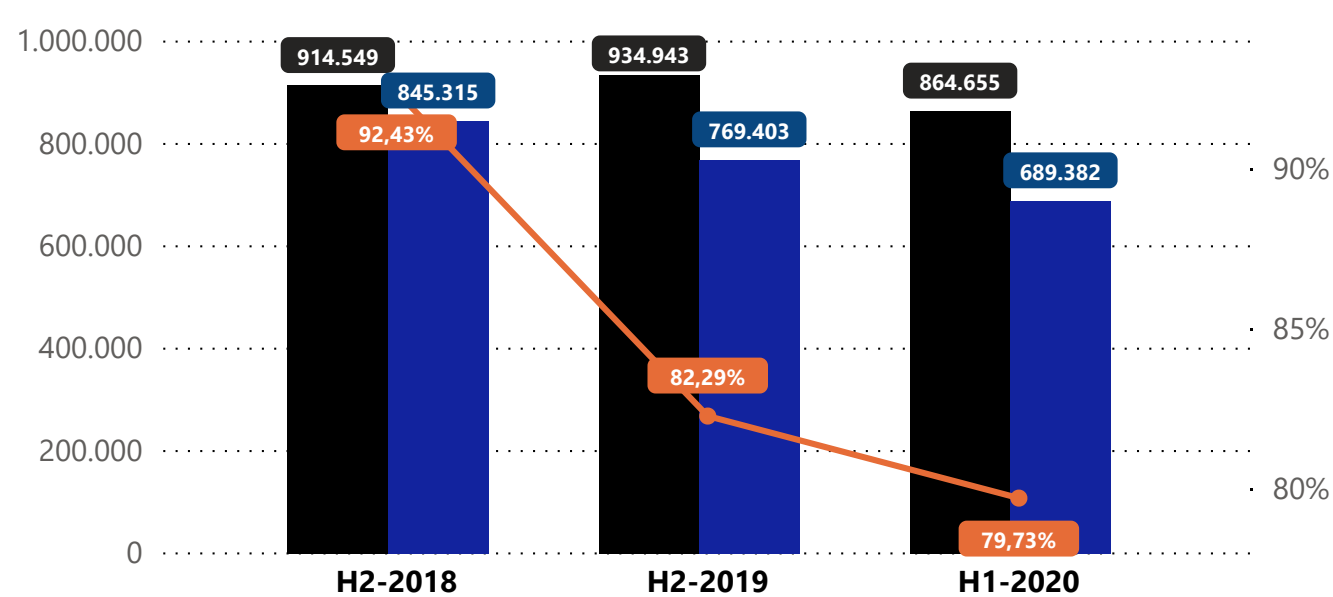
## PT Galva Technologies Tbk (GLVA)

### Income Statement



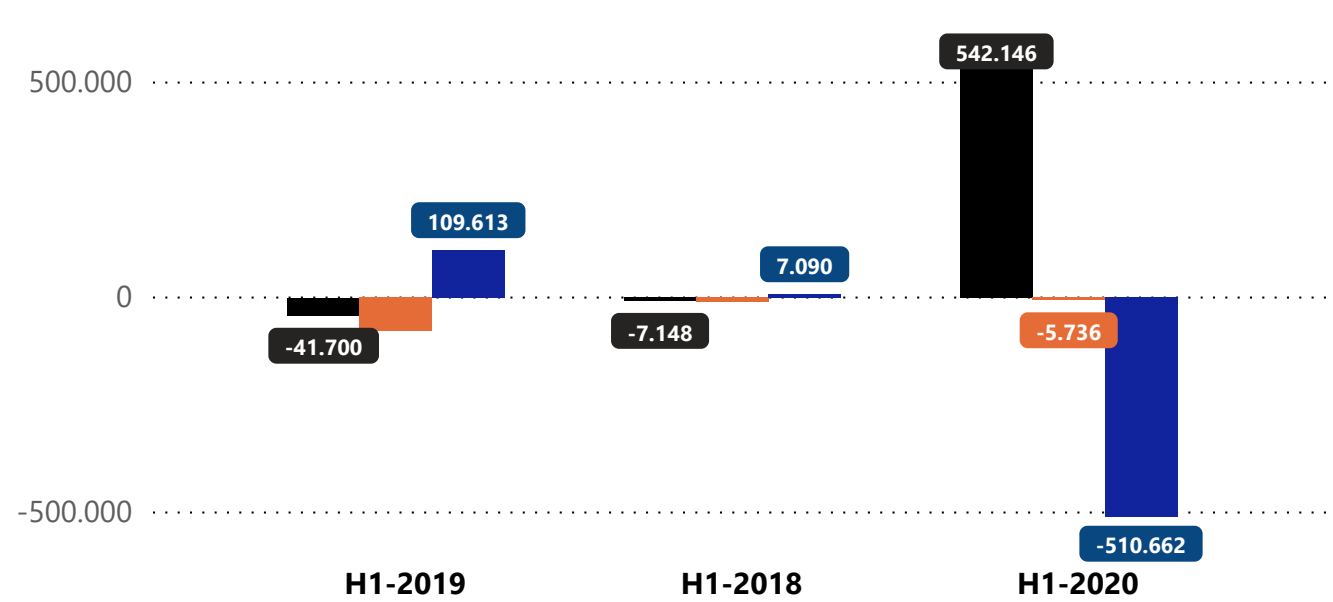
(in million IDR)	Revenue	Net Income	Profit Margin
H1-2020	925.570	9.733	1,05%
H1-2019	757.505	5.457	0,72%
H1-2018	146.921	2.403	1,64%

### Balance Sheet



(in million IDR)	Total Assets	Total Liabilities	Debt to Assets
H1-2020	864.655	689.382	79,73%
H2-2019	934.943	769.403	82,29%
H2-2018	914.549	845.315	92,43%

### Cash Flow



(in million IDR)	Operating	Investing	Financing
H1-2020	542.146	-5.736	-510.662
H1-2019	-41.700	-78.013	109.613
H1-2018	-7.148	-10.462	7.090

### Financial Ratio

#### Profitability Ratio

Period	Gross Profit Margin	Operating Profit Margin	EBITDA
H1-2020	11,13%	4,21%	4,81%
H1-2019	10,69%	3,26%	3,67%
H1-2018	34,43%	2,35%	3,42%

#### Growth

Period	Net Sales	Gross Profit	Operating Profit
H1-2020	22,19%	27,18%	57,49%
H1-2019	415,59%	60,10%	615,89%
H1-2018	302,16%	448,38%	-3,58%

#### Solvability Ratio

Period	Debt to Equity Ratio	Interest Debt to Equity R...	Debt Service Coverage Ratio
H1-2020	3,93	2,86	1,62
H1-2019	12,21	8,90	1,55
H1-2018	2,33	0,01	0,00

Period	EBITDA	Net Profit for the Year
H1-2020	59,90%	52,83%
H1-2019	453,31%	177,82%
H1-2018	15,53%	-29,03%

#### Liquidity Ratio

Period	Cash Ratio	Current Ratio
H1-2020	0,11	1,20
H1-2019	0,01	1,04
H1-2018	0,03	1,32

Period	Total Assets	Total Liabilities	Total Equity
H1-2020	-7,52%	-10,40%	5,88%
H1-2019	196,21%	240,89%	13,92%
H1-2018	194,15%	1224,04%	4,48%

### About PT Galva Technologies Tbk

PT Galva Technologies Tbk is a leading regional partner for electronic products and supplying high-quality products (such as computers, printers, displays, and audio-video equipment). The company consists of three distinct business pillars: Distribution, Business Solutions and Managed Services.

#### Address

Jalan Hayam Wuruk 27 Gambir, Jakarta Pusat 10120  
Indonesia

#### Phone

62-21-3456-650

#### Website

[www.gtc.co.id](http://www.gtc.co.id)

### Executives

<b>Johan Sugita</b> President Commissioner	<b>Bambang Gunawan</b> Director
<b>Edy Kuntardjo</b> Independent Commissioner	<b>Mardani Gunawan</b> Director
<b>Oki Widjaja</b> President Director	<b>Maria Fransiska</b> Director & Corporate Secretary